

WINCH PRODUCTS

WARN.....	203-206, 208, 212
BIG COUNTRY.....	210-211, 214
BULLDOG WINCH	207-208
GO INDUSTRIES	214
HI-LIFT	209
TRUX STUFF.....	207
WESTIN	213





WINCHES

WARN ZEON PREMIUM SERIES



WARN ZEON 12

- 12,000 lb. (5443 kg) single-line pulling capacity.
- Includes 80' of durable 3/8" galvanized steel wire rope.
- Convertible control pack can be attached to the winch or remotely mounted, allowing for various winch mounting options and looks (Relocation kit required and sold separately*).
- Gear train and motor deliver reliable pulling power that is fast, and quieter than ever.
- Large diameter winch drum reduces rope wear, is light weight, and has an integrated rope anchor for easy rope installation.

PN 89120



WARN ZEON 10 and 10-S

- 10,000 lb. (4536 kg) single-line pulling capacity.
- ZEON 10 Includes 80' of durable 3/8" galvanized steel wire rope.
- ZEON 10-S Includes 100' of 3/8" WARN Spydura synthetic rope, a temperature-resistant sleeve on the first layer, a ballistic nylon sliding sleeve for abrasion resistance, and a polished aluminum hawse fairlead
- Convertible control pack can be attached to the winch or remotely mounted, allowing for various winch mounting options and looks (Relocation kit required and sold separately*).

PN 88990 (10), PN 89611 (10-S)



WARN ZEON 8 and 8-S

- 8,000 lb. (3630 kg) single-line pulling capacity
- ZEON 8 includes 100' of durable 5/16" galvanized steel wire rope
- ZEON 8-S Includes 100' of 3/8" WARN Spydura synthetic rope, which includes a temperature-resistant sleeve on the first layer, a ballistic nylon sliding sleeve for abrasion resistance, and a polished aluminum hawse fairlead.
- Satin-black powder-coated finish with stainless steel fasteners and clutch lever looks great and inhibits corrosion. Improved winch sealing to keep the elements out.

PN 88980 (8), PN 89305 (8-S)



WARN ZEON 10 and 10-S

- ZEON 10 Includes 80' of 3/8" galvanized steel wire rope
- ZEON 10-s Includes 100' of 3/8" WARN Spydura synthetic rope, a temperature-resistant sleeve on the first layer, a ballistic nylon sliding sleeve for abrasion resistance, and a polished aluminum hawse fairlead
- Convertible control pack can be attached to the winch or remotely mounted, allowing for various winch mounting options and looks. (Relocation kit required and sold separately*)

PN 26502 (wire rope, 12V)
PN 265032 (wire rope, 24V)
PN 87800 (synthetic rope, 12V)



WARN XD9000 and XD9000i

- XD9000i has an Integrated control box provides excellent protection to electronics.
- XD9000 features a low-profile design and separate control box allows for a wide range of mounting options.
- Exclusive brake design provides superior control while winching.
- Durable 3-stage planetary geartrain for smooth, reliable, operation.
- Series-wound, high-speed motor provides fast line speed and strong pulls.

PN 28500 (XD9000, 12V) **PN 27550** (XD9000i, 12V)
PN 265012 (XD9000, 24V) **PN 37441** (XD9000i Multi-Mount kit)



ZEON WINCH ROPE COVER
PN 87555 (Slotted design)
PN 89775 (Solid design)



ZEON CONTROL PACK RELOCATION KIT
PN 89970
 (Short wiring kit w/mounting bracket)
PN 89965
 (Short wiring kit wo/mounting bracket)
PN 89770
 (Mounting bracket only)
PN 89960
 (Long wiring kit wo/mounting bracket)
PN 90394
 (Remote socket kit w/L bracket)

WINCHING PRODUCTS



WINCHES

PowerPlant™ DUAL FORCE

COMBINES AN AIR COMPRESSOR WITH A WARN WINCH FOR THE ULTIMATE ON-BOARD TOOL

- Available in two models – HP model has a 9,500 lb. pulling capacity; HD model has a 12,000 lb. capacity
- Compressor allows you to rapidly air-up tires, run air tools, or inflate recreational items, such as rafts
- 1/2 gallon on-board air tank with intercooler
- 100 PSI max air pressure; flows 12 CFM at 0 PSI; 5 CFM at 90 PSI
- Thermometric switch prevents the unit from overheating
- Hand-held control with thermometric LED



PowerPlant™ Dual Force HD FOR HEAVIER PICKUPS

- Best-in-class on-board air, plus the heavy pulling power and longer winch duty cycle trucks require
- 12,000 lbs. maximum rated pull
- Geared to deliver an extra long winching duty cycle
- 80 feet of 3/8" wire rope

PN 71801



PowerPlant™ Dual Force HP FOR OFF-ROAD VEHICLES

- Best-in-class on-board air, plus a winch geared to deliver the fast line speeds serious off-roaders demand
- 9,500 lbs. maximum rated pull
- Fast line speed of 26.9 feet per minute (no load), 5.2 feet per minute (at 9,500 lbs. max load)
- 125 feet of 5/16" wire rope

PN 71800



PowerPlant
Air Accessory Upgrade Kit
Includes heavy-duty tire inflator, 4 tire deflators, extra 25' of nylon hose, quick-connect couplings, custom WARN® storage bag.
PN 73945



PowerPlant
Auxiliary Air Tanks
2.5 gallon PN 73938
5 gallon PN 73939



PowerPlant Plumbing Kit
Includes everything needed to hook the PowerPlant up to WARN Auxiliary Air Tanks.
PN 73940



ULTIMATE PERFORMANCE SERIES FOR THE SERIOUS OFF-ROADER

- Industry-leading technology
- No-compromise construction
- Highest performance and reliability
- Extreme sealing
- WARN Limited Lifetime Warranty

Endurance 12.0

12,000 LBS. OF PULLING POWER.
0 POUNDS OF QUIT.

- Remote-mount fan cools the winch motor for the ultimate in performance, delivering the longest duty cycle of any electric winch on the market today
- Heavy-duty contactor for increased durability and reliability
- High-speed, three-stage planetary geartrain for fast, smooth, and dependable operation
- Stainless-steel clutch lever and hardware for protection against the elements
- Extreme-duty winch sealing to keep the elements out **PN 73010**



9.0Rc LIGHTWEIGHT, COMPACT WINCH FOR ROCKCRAWLERS

- Lightweight, short-drum 9,000 lb. capacity winch
- Includes 50' of 3/8" diameter synthetic rope with 360-degree swivel hook, polished aluminum hawse fairlead and remote control
- 4.8 hp series-wound motor and extreme duty control pack provide reliable operation and fast line speeds
- Exclusive, multi-segment cam actuated brake gives positive operator control during winching
- Extreme duty winch sealing provides superior water resistance **PN 71550**



9.5xp EXTREME PERFORMANCE TOP OF THE LINE. FAST AND POWERFUL.

- 9,500 lb. capacity winch features a 6 hp, high-output parallel series-wound motor that delivers the fastest line speed under load and longest duty cycle of any WARN self-recovery winch.
- Other features include a 3-stage planetary geartrain and a multi-segment cam actuated brake for positive operator control when winching.
- New, continuous duty control pack delivers long winching duty cycles. High gloss, chip resistant powder coat finish over chromate coating affords superior corrosion resistance.
- Extreme duty winch sealing system enables superior water resistance.
- Comes with 100' of 5/16" wire rope, hook, remote control on 12' lead, clutch, roller fairlead and battery cables.



PN 68500

9.5cti CONTACTOR EQUIPPED, THERMOMETRIC THE NEWEST ADDITION TO THE WARN ULTIMATE PERFORMANCE WINCH LINEUP

- Extreme duty winch sealing system
 - Massive protective structure combined with sophisticated operator feedback
 - New contactor control features exceptional durability, extra long life, and superior weather sealing
 - 9,500 lbs. of pulling capacity, fast line speeds, and long duty cycles
 - Motor-mounted thermal sensor relays temperature information to winch operator by way of the hand-held remote control with LED indicator
- PN 97550** 12V, Roller **PN 85760** 9.5cti Multi-Mount, 12V, Hawse
PN 85757 9.5cti Multi-Mount, H2 Hummer





WINCHES



VR SERIES WORLD CLASS WARN PERFORMANCE AT A VERY COMPETITIVE PRICE.

- Dependable WARN winches through and through
- WARN Limited Lifetime Warranty
- World class warn performance at a very competitive price

VR12000

BIG ON POWER & BIG ON VALUE

- Legendary WARN reliability and performance; 12,000 lb. (5440 kg) capacity
- Low-profile design will fit most trucks and SUVs
- Separate control pack for various mounting options
- 94' of 3/8" (28.6m of 9.5mm) diameter wire rope
- Series-wound motor for plenty of power and fast line speed
- Remote control with 12' (3.7m) lead

PN 86260



VR10000

BIG ON POWER, TORQUE, NOT-SO-BIG PRICE

- Legendary WARN reliability and performance; 10,000 lb. (4536 kg) capacity
- Separate control pack for various mounting options
- Exclusive brake design for superior winching control
- Durable, smooth, and reliable three-stage planetary geartrain
- Remote control with 12' (3.7m) lead
- 94' of 3/8" (28.6m of 9.5mm) diameter wire rope

PN 86255



VR8000

GREAT FOR LIGHT TRUCKS, JEEPS, & SUVs

- Legendary WARN reliability and performance; 8,000 lb (3630 kg) capacity
- Low-profile design will fit most trucks and SUVs
- Series-wound motor for plenty of power and fast line speed
- Remote control with 12' (3.7m) lead
- 94' of 5/16" (28.6m of 8mm) diameter wire rope

PN 86245



HEAVYWEIGHT SERIES BIG WINCHES FOR BIG TRUCKS

- Most powerful winches on the market
- Pulling capacities up to 16,500 lbs.
- High strength carrier plates to handle the heavy gear train stresses
- WARN Limited Lifetime Warranty

M12000

CHAMPION WORKHORSE FOR HEAVY-DUTY WINCHING.

- 3-stage planetary gear train combined with a 4.6 hp series-wound motor produce 12,000 lbs. of pulling power
- Design is low profile so it fits where you want.
- No-load retrieval speed is fast—30 feet/minute
- 125 ft. of 3/8" wire rope, hook, remote control roller fairlead and battery cables.

PN 17801



M15000

15,000 LBS. OF BRUTE PULLING STRENGTH.

- A heavy-duty 15,000 lb. capacity winch.
- 4.6hp series-wound motor.
- Comes with 90 feet of wire rope, remote control, and roller fairlead
- Direct drive cone braking system.
- No-load retrieval rate is 22 ft./minute; fullload is 2.5 ft./minute.

PN 47801



16.5ti

HIGHEST CAPACITY, MOST TECHNOLOGICALLY ADVANCED WINCH FOR BIG TRUCKS.

- Series-wound motor and 3-stage planetary gear train delivers 16,500 lbs. of pulling power.
- Thermometric indicator provides operator feedback on motor temperature.
- Extreme duty winch sealing system enables superior water resistance.

PN 68801



PREMIUM SERIES CLASSIC DESIGN. PROVEN PERFORMANCE.

- Long time best selling winches
- Competition grade power, speed and reliability
- Pulling capacities to 9,000 lbs.
- WARN Limited Lifetime Warranty

XD9000i

FAST AND RELIABLE IN REAL TRAIL CONDITIONS.

- A favorite 9,000-lb. capacity off-road winch
- No-load retrieval line speed is fast—38 feet / minute.
- Integrated control pack
- 4.6 hp series-wound motor delivers big torque and power.
- Runs cool with low amp draw for long winching duty cycles.
- Proven 3-stage planetary gear train
- 125 ft. of wire rope, remote control, and roller fairlead

PN 27550 XD9000i winch

PN 37441 XD9000i Multi-Mount Kit. Includes winch, portable carrier and wiring for front of vehicle (not pictured).



XD9000

LONG-TIME BEST SELLER.

- A durable 9,000 lb. capacity winch.
- Compact body, separate control pack allows use in tight spaces.
- No-load retrieval line speed is fast—38 feet / minute.
- 4.6 hp series-wound motor delivers big torque and power.
- Roller fairlead reduces rope abrasion.
- Proven split 3-stage planetary gear train system.
- Comes with 100 ft. of 5/16" wire rope, hook, remote control on 12' lead, clutch, roller fairlead and battery cables.

PN 28500



M8000

8,000 LB WINCH THAT OFFERS OUTSTANDING VALUE.

- No-load retrieval line speed is fast—42 feet / minute no-load
- 4.8 hp series-wound motor delivers big torque and power.
- Runs cool with lower amp draw for longer winching duty cycles.
- Available with either 80 ft. of wire rope and hawse fairlead or 100 ft. of wire rope and roller fairlead.
- Comes with hook, remote control on 12' lead, clutch and battery cables.

PN 26502 Roller Fairlead, 100' wire rope

PN 20910 Hawse Fairlead, 80' wire rope



M6000

A COMPACT 6,000 LB. CAPACITY WINCH

- Line speed is fast across the pulling range—48.5 feet / minute no-load retrieval rate, 10 feet / minute full-load pull rate.
- 4.8 hp series-wound motor delivers big torque and power.
- Runs cool with lower amp draw for longer winching duty cycles.
- Comes with 80 ft. of wire rope, remote control, roller fairlead

PN 45880 M6000 Winch.

PN 39116 M6000 SDP Portable Winch. Includes 6000 lb. capacity winch, carrier, 50' wire rope, hook, 12' remote control, hawse fairlead and wiring for front of vehicle (not pictured).



WINCHING PRODUCTS



PULLZALL/UTILITY WINCHES

WARN PullzAll

HAND-HELD ELECTRIC PULLING AND LIFTING TOOL

- Electric pulling tool that replaces come-a-longs and chain falls
- Great for construction, pipe fitting, iron work, equipment/plant maintenance, farm and ranch use, auto shops, garages, machine shops, home improvement, hunting, camping and more.
- 1,000 lbs. of automated force to get lifting or pulling jobs done easily
- Variable speed control trigger with forward and reverse control button allows for precise movements
- Electronic load limiter with LED indicator protects against overload
- At 15 lbs., PullzAll is easy to use and portable
- 15' of 7/32" wire rope with industrial-grade rigging hook and swiveling anchor hook
- Available in corded and cordless models



PullzAll Accessories

- PullzAll Rigging Kit **PN 68504**
- Car Charger for Cordless PullzAll **PN 685012**
- NiMH Battery for Cordless PullzAll **PN 685013**



- PN 885000** Corded
- PN 885005** Cordless



WARN 1700 Utility Winch

A DYNAMO IN A SMALL PACKAGE

- 1,700 lb. pulling capacity
- DC-powered, 1.6 hp. motor requires minimal amp draw
- Clutch makes free spool simple
- Hand-held remote controls power-in and out
- Brake is a self-locking gear train that holds full rated load
- Tension plate keeps wire rope tightly wound
- Includes 35' of 3/16" wire rope with hook and fairlead

PN 91700



WARN 3700 Utility Winch

MEDIUM CAPACITY WINCH THAT MAKES TOUGH PULLING CHORES EASY

- 3,700 lb. pulling capacity
- 1.9 hp. permanent magnet motor and robust three-stage planetary gear design.
- Includes 60' of 7/32" wire rope with safety-clasp hook and roller fairlead.
- Wireless ready

PN 93700



WARN 4700 Utility Winch

MAKE WORK EVEN EASIER WITH A HIGH CAPACITY WINCH

- 4,700 lb. pulling capacity
- All metal gear housing and gear train.
- 1.9 hp. permanent magnet motor and patented split-ring gear design.
- 60' of 7/32" wire rope with safety-clasp hook.
- Wireless ready

PN 94700

WARN 1000AC UTILITY WINCH

If you're looking for an AC-powered utility winch for the shop, garage, or anywhere else 120V power is available, check out the WARN 1000AC. Features include:

- Strong 1,000 lb. (454 kg) pulling capacity
- Superior duty cycle
- Long 43' (13.1 m) of 3/16" (4.8 mm) wire rope
- Smooth and durable planetary geartrain
- Powerful permanent-magnet motor with serviceable brushes for long life
- Sealed, pendant-style remote with 8' (2.4 m) lead

PN 80010



Wireless Control System

- Control your winch from anywhere within a 50' range
- Rugged, water-resistant transmitter is ergonomically designed and easy to use
- Complete kit includes everything needed to add wireless control
- Compatible with any wireless-ready WARN utility winch

PN 79080



Hitch Adapter

FOR VEHICLE MOUNTING OF WARN WORKS WINCHES

- Use with the Universal Mounting Plate to mount WARN Works winches.
- Mounts to 2" Class III Receiver
- Hitch pin is included

PN 68531



Universal Mounting Plate

FOR WARN WORKS® WINCHES

- Provides a safe and stable mounting platform.
- Can be permanently mounted to a platform surface, or it can allow the winch to be portable and anchored to a variety of objects.

PN 70770





8000lb. Off-Road Self-Recovery Winch

The affordable winch with every feature and specification you would find in much more expensive winches.

- 8000 lb rated line pull
- Includes 4-way roller
- 5.2HP motor for performance
- Free-spooling clutch
- 3-stage planetary gear train
- Hand-held remote

PN: TUX80014 Wire Rope
PN: TUX80028 Synthetic Rope

TS3000 ATV/UTV Winch

These TRUXSTUFF ATV series winches use a 3-stage planetary motor for quick, accurate line pull, in or out.



- 3000 lb rated line pull
- Mini-rocker Switch
- Automatic load hold brake

PN: 80013



8,000lb Truck Winch

Wire Rope & Roller Fairlead Kits
 PN: **10001**

Synthetic Rope & Hawse Fairlead Kits
 PN: **10014**



9,500lb Truck Winch



Wire Rope & Roller Fairlead Kits
 PN: **10002**

Synthetic Rope & Hawse Fairlead Kits
 PN: **10015**

10,000lb Truck Winch

Integrated Self-Recovery Winch

Wire Rope & Roller Fairlead Kits
 PN: **10005**

Synthetic Rope & Hawse Fairlead Kits
 PN: **10017**



12,000lb Truck Winch



Wire Rope & Roller Fairlead Kits
 PN: **10003**

Synthetic Rope & Hawse Fairlead Kits
 PN: **10016**

NEW Bulldog Winch Products

Alpha Truck Winches

Trailer Winches



PN: **10013**



PN: **10031**

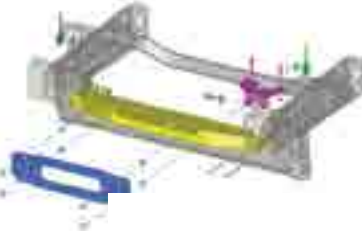
WINCHING PRODUCTS



NEW for Jeep

Jeep JK 10th Anniversary Edition Winch Mount & Fairlead Plates

- 2013 to date Jeep JK 10th Anniversary Edition with steel front bumper
- Winch and fairlead plate to convert OE steel bumper to be winch mountable. PN: **20208**



NEW Big Dog Shackles

- Huge oversize shackle for that big truck look PN: **20181**



Shackles

- Forged alloy steel



Black #20150
3/4", 9.5K working limit (WLL)

Silver Part #	Body Size	Pin Dia	Break Cap	Working Limit (WLL)
20006	5/8"	3/4"	39K	6.5K
20020	3/4"	7/8"	57K	9.5K
20150	3/4"	7/8"	57K	9.5K
20021	7/8"	1"	78K	13K
20117	1"	1-1/8"	102K	17K
20188	1-1/2"	1-11/16"	170K	34K

2x2" Receiver Mount

- Used for truck winches up to 12.5k with standard 10x4.5" bolt pattern.
- Also fits 6.5x4.5" bolts pattern for 6k and 8288 comp
- Includes adapter for 8" fairlead PN: **20011**



3 GA Value Wiring Kits

- 3 GA Wiring Kit 7.5ft value PN: **20025**
- 3 GA Wiring Kit 24ft value PN: **20026**



Winch Accessories Jobber Pack PN: 60001

- Jobber Pack includes: #20005 17k Snatch Block 2pcs, #20015 Tree Saver Strap 3" x 10', 30,000lbs BS polyester 1pcs, #20020 3/4" Bow Shackle, 9.5k lb WLL 4pcs, #20021 7/8" Bow Shackle, 13k lb WLL 2pcs, #20030 Recovery Strap 3" x 30', 30,000lb BS polyester 1pc, #20037 3/4" Shackle Receiver Mount 1pc, #20046 Winch Cover - Soft, Truck 1pc, #20049 19k HD Snatch Block 2pcs, #20133 Quick Connect, UL 2ga, w/ Dust Cover 2pcs, #20150 3/4" Shackle 9.5k WLL black powder coat 2pcs, #20156 Wireless Controller 100ft Premium 1pc



WINCH ACCESSORIES



Quick Connect System

POWER CONNECTION FOR PORTABLE WINCHES

- Rear wiring and plug allow convenient connection and disconnection to the battery power source
- Includes the Power Interrupt kit, which allows you to disconnect power with a dash mounted switch.



PN 32966

Quick Connect Booster Cables

- Provides convenient power connections that utilize the WARN heavy-duty Quick Connect system.

- PN 26769 16' booster assembly with connector clamps and 4' battery lead with plug
- PN 26771 16' booster assembly with connector clamps (does not include 4' battery lead with plug).



Snatch Block

- Aids in angled pulls
- Helps reduce winch heat build up and amp draw

- PN 63490 30,000 lbs maximum capacity heavy-duty snatch block, with grease port. For winch capacities to M150000 with 7/16" (11mm) wire rope.



PN 15640

PN 63490

PN 61560

- PN 15640 24,000 lbs/10886 kg maximum capacity heavy-duty snatch block, with grease port. For winch capacities to M120000 with 7/16" (11mm) wire rope.

- PN 61560 19,000 lbs/8618 kg maximum capacity snatch block, with grease port and overload indicator. For winch capacities to HS9500 with 5/16" (8mm) wire rope.

Receiver Shackle Bracket

- Combines a heavy-duty receiver bracket with a 3/4" shackle.
- Uses standard Class III receiver hitch as a recovery point. PN 29312



Synthetic Rope

- Easier to handle than traditional wire rope
- 100' of 3/8"-diameter plasma fiber rope with high abrasion resistance
- Coated with black high-temperature urethane
- Includes black high-temperature-resistant Nomex sleeve on first layer
- Unique self-tightening rope attachment keeps rope secure on winch drum
- Ballistic nylon sliding sleeve to provide extra protection against abrasion and wear
- 360-degree swiveling hook
- For winches with 9,500 lb. pull rating or less
- The only synthetic rope approved by Warn Industries for use on WARN winches PN 76300





Appearance

Step

Grille

Lighting

Emergency

Interior

Suspension

Winch

Jeep

Bed

Storage

Tanks

Towing

Van

Performance



The Hi-Lift® X-TREME is for the serious Hi-Lift® user, offering the "top of the line" all-cast version with special features that include, charcoal metallic powder-coat finish, gold zinc-coated hardware and handle, and a special top winch-clamp-spreader attachment.

48": XT-485 60": XT-605



Clamping




Winching



Hi-Lift CAST/STEEL JACK 4 stamped high-strength steel parts. We stamp and form the parts in-house; that allows us to offer the jack at a lower price, yet we still maintain the rigid quality standards that every Hi-Lift product must meet.

36": HL-364 42": HL-424 48": HL-484 60": HL-604



Off-Road



Winching



Hi-Lift All - CAST JACK The Hi-Lift Jack Company offers the only all-cast jack manufactured in the world today. Our casting jack is manufactured from high yield and tensile strength iron castings, the same durable metal that we have used for over 100 years.

42": HL-425 48": HL-485 60": HL-605



Post-pulling



Lifting

Hi-Lift jacks are designed to help you survive in the harshest environments!



OFF-ROAD BASE

Increase your support surface area and make the original power tool even more versatile!

ORB



JACK HOOD MOUNT

Mounts directly to existing hood hinge holes.

JK: HM-800
TJ: HM-825
CJ/YJ: HM-850



HANDLE KEEPER

Hold your jack in place and eliminate rattling during transportation.


RED: HK-R
BLK: HK-B



LIFT-MATE

Lift from the wheel instead of the bumper.


LM-100



BUMPER LIFT

Use your Hi-Lift Jack to easily lift vehicles with curved bumpers.

BL-250



NEOPRENE COVER

Keep your Hi-Lift Jack's lifting assembly protected from mud, dirt and road grime.

NJC



WINCHING PRODUCTS



www.BigCountryAuto.com

PULL PRO WINCH BUMPER

HD PULL PRO WINCH BUMPER

ACCOMMODATES UP TO A
16,500^{LB}
WINCH



Features:

- Three-piece modular design.
Center grille + (2) removable brush guards
- Easy bolt-on, no-drill installation
- Winch plate compatible with most commercially available winches.



CENTER GRILLE ONLY



CENTER GRILLE W/BRUSH GUARD
ROLLER FAIR-LEAD & WINCH NOT INCLUDED



PULL PRO WINCH BUMPER

ACCOMMODATES UP TO A
9,500^{LB}
WINCH



Features:

- Three-piece modular design.
Center grille + two (2) removable brush guards
- Easy bolt-on, no-drill installation
- Black powder coat with a *5 year warranty*
- Polished stainless steel with a *limited lifetime warranty*

www.BigCountryAuto.com



HD PULL PRO WINCH BUMPER



Part #	Year	Make	Vehicle Description	Construction	Finish
534791	2011-2013	Chevrolet	Silverado 2500HD, 3500HD	Mild steel	Black powder coat
5347940	2011-2013	Chevrolet	Silverado 2500HD, 3500HD	Stainless steel	Polished
534241	2010-2013	Dodge	Ram 2500HD, 3500HD	Mild steel	Black powder coat
5342440	2010-2013	Dodge	Ram 2500HD, 3500HD	Stainless steel	Polished
533391	2011-2013	Ford	F-250, F-350 Super Duty	Mild steel	Black powder coat
5333940	2011-2013	Ford	F-250, F-350 Super Duty	Stainless steel	Polished

PULL PRO WINCH BUMPER

Part #	Year	Make	Vehicle Description	Construction	Finish
53000	---	Multi-fit	Winch mounting tray	Mild steel	Black powder coat
53041	1997-2006	Jeep	Wrangler Mounting tray	Mild steel	Black powder coat
530421	1997-2006	Jeep	Wrangler Black Grill Guard Tube	Mild steel	Black powder coat
530423	1997-2006	Jeep	Wrangler Chrome Grill Guard Tube	Mild steel	Chrome
530424	1997-2006	Jeep	Wrangler Stainless Steel Guard Tube	Stainless Steel	Polished
530761	2003-2006	Chevrolet	Silverado 1500, 2500	Mild steel	Black powder coat
5307640	2003-2006	Chevrolet	Silverado 1500, 2500	Stainless steel	Polished
531761	2007-2013	Chevrolet	Silverado 1500	Mild steel	Black powder coat
5317640	2007-2013	Chevrolet	Silverado 1500	Stainless steel	Polished
530791	2001-2002	Chevrolet	Silverado 2500HD, 3500	Mild steel	Black powder coat
5307940	2001-2002	Chevrolet	Silverado 2500HD, 3500	Stainless steel	Polished
530791	2001-2002	GMC	Sierra 2500HD, 3500	Mild steel	Black powder coat
5307940	2001-2002	GMC	Sierra 2500HD, 3500	Stainless steel	Polished
531791	2003-2006	Chevrolet	Silverado 2500HD, 3500	Mild steel	Black powder coat
5317940	2003-2006	Chevrolet	Silverado 2500HD, 3500	Stainless steel	Polished
533791	2007-2010	Chevrolet	Silverado 2500HD, 3500HD	Mild steel	Black powder coat
5337940	2007-2010	Chevrolet	Silverado 2500HD, 3500HD	Stainless steel	Polished
535791	2011-2013	Chevrolet	Silverado 2500HD, 3500HD	Mild steel	Black powder coat
5357940	2011-2013	Chevrolet	Silverado 2500HD, 3500HD	Stainless steel	Polished
531231	2002-2005	Dodge	Ram 1500	Mild steel	Black powder coat
5312340	2002-2005	Dodge	Ram 1500	Stainless steel	Polished
531241	2003-2005	Dodge	Ram 2500, 3500	Mild steel	Black powder coat
5312440	2003-2005	Dodge	Ram 2500, 3500	Stainless steel	Polished
532231	2006-2008	Dodge	Ram 1500	Mild steel	Black powder coat
5322340	2006-2008	Dodge	Ram 1500	Stainless steel	Polished
532241	2006-2009	Dodge	Ram 2500, 3500	Mild steel	Black powder coat
5322440	2006-2009	Dodge	Ram 2500, 3500	Stainless steel	Polished
533241	2009-2013	Dodge	Ram 1500	Mild steel	Black powder coat
5332440	2009-2013	Dodge	Ram 1500	Stainless steel	Polished
533331	2009-2013	Ford	F-150	Mild steel	Black powder coat
5333340	2009-2013	Ford	F-150	Stainless steel	Polished
532331	2004-2008	Ford	F-150	Mild steel	Black powder coat
5323340	2004-2008	Ford	F-150	Stainless steel	Polished
530641	1997-2005	Ford	F-150	Mild steel	Black powder coat
5306440	1997-2005	Ford	F-150	Stainless steel	Polished
530391	1999-2004	Ford	F-250, F-350 Super Duty	Mild steel	Black powder coat
5303940	1999-2004	Ford	F-250, F-350 Super Duty	Stainless steel	Polished
531391	2005-2007	Ford	F-250, F-350 Super Duty	Mild steel	Black powder coat
5313940	2005-2007	Ford	F-250, F-350 Super Duty	Stainless steel	Polished
532391	2008-2010	Ford	F-250, F-350 Super Duty	Mild steel	Black powder coat
5323940	2008-2010	Ford	F-250, F-350 Super Duty	Stainless steel	Polished
534391	2011-2013	Ford	F-250, F-350, F450 Super Duty	Mild steel	Black powder coat
5343940	2011-2013	Ford	F-250, F-350, F450 Super Duty	Stainless steel	Polished
531741	2007-2010	GMC	Sierra 2500 HD, 3500 HD	Mild steel	Black powder coat
5317440	2007-2010	GMC	Sierra 2500 HD, 3500 HD	Stainless steel	Polished
530511	2004-2013	Nissan	Titan	Mild steel	Black powder coat
5305140	2004-2013	Nissan	Titan	Stainless steel	Polished
532891	2007-2013	Toyota	Tundra	Mild steel	Black powder coat
5328940	2007-2013	Toyota	Tundra	Stainless steel	Polished

Don't see your application? Call or consult [www. BigCountryAuto.com](http://www.BigCountryAuto.com) for more.

WINCHING PRODUCTS

WINCH MOUNTING SYSTEMS



GEN II TRANS4MER MOUNTING SYSTEM

The WARN Gen II Trans4mer winch tray attaches directly to your vehicle's frame, making it easier than ever to mount a winch to a vehicle. Now, whether you simply need a strong, durable place to mount your WARN winch, or you want the top-of-the line system with headlamp guards, grille guard, light bar, and front receiver, the WARN Gen II Trans4mer system is more accessible, durable, and versatile than ever before.



1. Winch Carrier Kit

- Required part
- Allows you to mount a WARN winch
- Available for mid-frame or large-frame winches
- Includes tow hooks
- Available in black or stainless steel finish

2. Mounting Brackets

- Required part
- Engineered to fit specific makes of vehicles (*CALL YOUR SALESMAN FOR MORE INFO.*)

3. Grille Guard Kit

- Allows you to mount other optional parts
- Vehicle-specific application
- Choose from short* or tall version
- Optional part to kit

4. Light Bar Kit

- Lets you mount up to four WARN lights
- Attaches to the Grille Guard; has two different mounting positions
- Available in black or stainless steel finish
- Optional part (lights not included)

5. Winch Carrier Kit

- Protects the area around your vehicle's headlamps
- Vehicle-specific application
- Attaches to Grille Guard
- Available in black or stainless steel finish
- Optional part to kit

6. Receiver Bracket Kit

- 2" receiver for the front of a vehicle
- For use with WARN Multi-Mount system or receiver shackle
- Universal fit
- Available in black finish only
- Optional part to kit

Westin WESTIN™

MAX PATENT PENDING WINCH MOUNTING SYSTEM

**EASY BOLT-ON.
NO-DRILL.
OFF-ROAD READY.**



TRAY (BASE UNIT)



FACEPLATE (OPTIONAL)



BULL BAR/LIGHT BAR (OPTIONAL)



MAX™ TOW HOOK

MAX WINCH TRAY (BASE UNIT)

- Mounts directly to vehicle frame
- Accommodates most major brand winches with a line pull rating of up to 16,500 lbs*
- Pre-drilled for quick mounting of Hause or Roller Fairlead
- Optional MAX Bull Bar/Light Bar
- Optional Faceplate
- Optional Tow Hooks (46-3005 – 2 needed)
- Black powder coated & e-coated mild steel
- No-drill installation



PART# 46-20055

START	END	MAKE	MODEL	WEIGHT CAPACITY	WINCH TRAY	MAXIMUM WINCH DIMS		FACEPLATE	STAINLESS BB/LB	BLACK BB/LB	# OF LIGHTS
						A	B				
2014	2014	Chevy/GMC	Silverado/Sierra 1500 2, 3, 9, 10	16,500 lbs	46-23685	6.5"	6.75"	46-70060	46-42270	46-42275	3
2007	2013	Chevy/GMC	Silverado/Sierra 1500 3, 7	16,500 lbs	46-22275	6.5"	6.75"	46-70060	46-42270	46-42275	3
2011	2014	Chevy/GMC	Silverado/Sierra 2500/3500 HD 3	16,500 lbs	46-23615	6.5"	6.75"	46-70060	46-43610	46-43615	3
2009	2014	Dodge	Ram 1500 3, 6	16,500 lbs	46-23755	6.6"	6.4"	46-70160	46-43750	46-43755	3
2010	2014	Dodge	Ram 2500/3500 3	16,500 lbs	46-23555	6.5"	6.75"	46-70100	46-43550	46-43555	3
2011	2014	Ford	F250/350/450 Super Duty 3	16,500 lbs	46-23735	6.5"	7"	46-70140	46-43720	46-43725	3
2009	2014	Ford	F-150 3, 5, 6	16,500 lbs	46-23745	7.0"	6.5"	46-70150	46-43740	46-43745	3
2007	2014	Jeep	Wrangler/Wrangler Unlimited* 1, 3	9,500 lbs	46-23635	6.75"	7.25"	N/A	N/A	46-43635	2
2005	2014	Toyota	Tacoma 2, 3, 4	16,500 lbs	46-21605	6.5"	6.75"	46-70070	46-41600	46-41605	3
2007	2014	Toyota	Tundra 2, 3	16,500 lbs	46-22235	7"	6.5"	46-70090	46-42230	46-42235	3

Please see manufacturer's catalog or westinautomotive.com for additional applications and footnotes.



FINISH	MATERIAL	WARRANTY
Polished	Stainless Steel	Lifetime
Black Powder Coat	Mild Steel	3 Year

SPORTSMAN WINCH MOUNT GRILLE GUARD

- Black powder coat mild steel and polished stainless steel
- 1.5" Steel tubing
- Mount kit included
- Accommodates most manufacturer winches, up to 16,500 lbs
- Optional Winch Tray Faceplate (sold separately)
- Double hood bar design

START	END	MAKE	MODEL	STAINLESS	BLACK	FACEPLATE
2014	2014	Chevy	Silverado 1500 ^{2, 4, 8, 9}	45-93680	40-93685	46-70060
2007	2013	Chevy	Silverado 1500 ⁴	45-92270	40-92275	4670060
2011	2014	Chevy	Silverado 2500HD/3500 ^{4, 8}	45-93610	40-93615	46-70060
2009	2014	Dodge	Ram 1500LD ^{4, 6, 8}	45-93540	40-93545	46-70160
2010	2014	Dodge	Ram 2500/3500 ⁸	45-93550	40-93555	46-70100
2009	2014	Ford	F-150 ^{1, 4, 5, 6, 8}	45-92500	40-92505	46-70150
2011	2014	Ford	F-250/350 Super Duty ^{4, 8}	45-92370	40-92375	46-70140
2011	2014	GMC	Sierra 2500HD/3500 ^{4, 8}	45-93660	40-93665	46-70060



HDX™ WINCH MOUNT GRILLE GUARD

- 1-piece welded uprights
- 2" tube, full wrap around wings
- Full "punch plate" grille
- Wide HD rubber upright strips
- Includes winch tray for winches up to 16,500 lbs
- Winch tray is pre-drilled for easy winch mounting
- Accommodates most manufacturer winches
- Utilizes MAX™ series faceplate for added style

START	END	MAKE	MODEL	STAINLESS	BLACK	FACEPLATE
2014	2014	Chevy	Silverado 1500 ^{1, 10, 11, 12}	57-93680	57-93685	46-70060
2007	2013	Chevy	Silverado 1500 ^{1, 6, 7}	57-92270	57-92275	46-70060
2011	2014	Chevy	Silverado 2500HD/3500 ^{1, 10}	57-93610	57-93615	46-70060
2009	2014	Dodge	Ram 1500 ^{4, 5, 9, 10}	57-93540	57-93545	46-70160
2010	2014	Dodge	Ram 2500/3500 ^{1, 10}	57-93550	57-93555	46-70100
2009	2014	Ford	F150 ^{1, 2, 3, 10}	57-92500	57-92505	46-70150
2011	2014	Ford	F250/350 Super Duty ¹⁰	57-92370	57-92375	46-70140

FINISH	MATERIAL	WARRANTY
Polished	Stainless Steel	Lifetime
Black Powder Coat	Mild Steel	3 Year

WINCHING PRODUCTS



www.BigCountryAuto.com

ACCOMMODATES UP TO A
16,500^{LB}
WINCH



Features:

- Three-piece modular design. Center grille + (2) removable brush guards
- Easy bolt-on, no-drill installation
- Winch plate compatible with most commercially available winches.

HD PULL PRO WINCH BUMPER



ACCOMMODATES UP TO A
9,500^{LB}
WINCH

PULL PRO WINCH BUMPER

Features:

- Three-piece modular design. Center grille + two (2) removable brush guards
- Easy bolt-on, no-drill installation
- Black powder coat with a **5 year warranty**
- Polished stainless steel with a **limited lifetime warranty**

Find all applications online at
www.BigCountryAuto.com



COMMERCIAL GRADE WINCH SYSTEM GRILLE GUARD



PART #33644B
FORD SUPER DUTY '11 - '14
W/ PART #26644B & 33600



PART #33736B
CHEVY SILVERADO 1500 '14
W/PART 26736B & #33600



PART #33669B
DODGE RAM 2500/3500 '10 - '14
WITH PART #33600



PART #33639B
FORD F-150 '09-'13
W/PART 26639B & #33600

Winch Grille Guard Application Guide

Year	Make & Model	Part Number					
		Grille Guard Chrome	Grille Guard Black	Brush Guard Chrome	Brush Guard Black	Winch Carrier Up to 9.5	Winch Carrier Up to 16.5
Ford							
2011 - 14	Super Duty F250 - F550	33644	33644B	26644	26644B	33600	33601
2008 - 10	Super Duty F250 - F550 ²	33642	33642B	26642	26642B	33600	33601
2005 - 07	Super Duty F250 - F550 ²		33641B	26641	26641B	33600	33601
2009 - 14	F150 ^{3,5,10}	33639	33639B	26639	26639B	33600	33601
2010 - 13	Expedition		33619B			33600	33601
Chevrolet							
2011 - 14	Silverado 2500HD/3500	33751	33751B	26751	26751B	33600	33601
2007 - 10	Silverado 2500HD/3500	33738	33738B	26738	26738B	33600	33601
2014	Silverado 1500	33736	33736B	26736	26736B	33600	33601
2007 - 13	Silverado 1500 ⁶	33735	33735B	26735	26735B	33600	33601
2003 - 07	Silverado/Classic 1500	33731	33731B	26731	26731B	33600	33601
2003 - 06	Avalanche w/o cladding	33731	33731B	26731	26731B	33600	33601
GMC							
2011 - 14	Sierra 2500HD/3500 ¹	33751	33751B			33600	33601
2007 - 10	Sierra 2500HD/3500 ¹	33738	33738B			33600	33601
2014	Sierra 1500	33749	33749B			33600	33601
2007 - 13	Sierra 1500 ⁶	33745	33745B			33600	33601
Dodge							
2010 - 14	Ram 2500/3500	33669	33669B	26669	26669B	33600	33601
2003 - 09	Ram 2500/3500 ¹	33663	33663B	26663	26663B	33600	33601
2007 - 13	Ram 3500/4500/5500 Chassis Cab	33665	33665B	26665	26665B	33600	33601
2009 - 13	Ram 1500 ¹	33671	33671B			33600	33601
Toyota							
2014	Tundra	33606	33606B			33600	33601
2010 - 13	Tundra	33609	33609B	26608	26608B	33600	33601
2007 - 09	Tundra	33608	33608B	26608	26608B	33600	33601
Nissan							
2005 - 12	Pathfinder ⁴		33610B			33600	

Product Key

1. Will not fit Denali Models or Denali Style Grilles.
2. Will not fit Harley Davidson Models
3. Will not fit 4X4
4. Will not fit FX2 Sport, or '04 Heritage.
5. Will not fit Ram Sport or Plastic Bumpers

6. On vehicles without tow hooks, minor cutting of air dam is required
7. Will fit F-150 Raptor Models
8. Will ONLY hold 33600 Carrier
9. Will not fit F-150 EcoBoost
10. Will not fit Lariat Limited