

# EMERGENCY / WORK PRODUCTS

EARL OWEN SAFETY .....	156
ECCO.....	141-144
FEDERAL SIGNAL.....	146-147
GO INDUSTRIES.....	150, 153
GO RHINO PD .....	151-152, 154
JOTTO DESK .....	157
QUICK FIST .....	156
RIGID INDUSTRIES .....	148
STECK .....	157
THOR .....	145
TOP DAWG .....	157
UNITY .....	155
VISION X.....	149
WOLO .....	158





15-00037-E (front view)

### 15 Series LED Lightbar

TIR Optic LED modules (Reflective available)  
 Alternating or simultaneous flash (quad)  
 2" height profile, 12" width  
 Available in 23", 39", 49" and 54" lengths

Part #	VDC	Color	Length	Amps	LEDs
15-00037-E	12	Amber	49"	3.2	16 with Safety Director™
15-00038-E	12	Amber	54"	2.9	14
15-00039-E	12	Amber	54"	10.5	15 with Safety Director™
15-01255-E	12	Amber	54"	4.0	20

ADDITIONAL COLORS & CUSTOM CONFIGURATIONS AVAILABLE  
 See ECCO Catalog for details




12-00005-E (back view)

### 12 Series SAE Class I LED Lightbar

Excellent value!  
 Available in-cab controller  
 24 flash patterns  
 Aluminum chassis, polycarbonate base and lens

Part #	VDC	Length	Width	Height	Amps	LEDs
12-00001-E	12-24	48"	11"	2.5"	7.2	16
12-00004-E	12-24	48"	11"	2.5"	10.8	16 with alley & worklamps
12-00005-E	12-24	54"	11"	2.5"	11.0	16 with STT, alley & worklamps
12-00006-E	12-24	60"	11"	2.5"	11.0	16 with STT, alley & worklamps

ADDITIONAL COLORS & CUSTOM CONFIGURATIONS AVAILABLE  
 See ECCO Catalog for details



3410

### 3410 SAE Class I LED

Nine flash patterns  
 Unobtrusive Mounting  
 Soft-touch controller  
 20A relay included  
 15' cable  
 12 VDC



ED0007

### ED0007 Safety Arrow

32 flash patterns  
 In-Cab controller  
 10-30 VDC  
 7.0 A



# EMERGENCY PRODUCTS



## 5585 & 5580 Series

SAE Class I & II LED, 15"

Reflective LED modules



18 flash patterns

Synchronization capable (5585 only)

Cigarette plug adapter with on/off and flash pattern switches (magnet models)

5585 also available in blue, red and green



Part #	VDC	Amps	Class	Description
5580A	12-24	2.7	II	Amber lens, amber illumination
5585A	12-24	5.1	I	Amber lens, amber illumination
5580CA	12-24	2.7	II	Clear lens, amber illumination
5585CA	12-24	5.1	I	Clear lens, amber illumination
5585CAC	12-24	5.1	I	Clear lens, split amber/clear illum.
5585CC	12-24	5.1	I	Clear lens, clear illumination



## 5590 Series

SAE Class I LED, 15"

Combines Reflective and TIR Optic LED modules to optimize focused front / rear warning and wide-angle side warning

18 flash patterns

Synchronization capable

Cigarette plug adapter with on/off and flash pattern switches (magnet models)

Part #	VDC	Amps	Class	Description
5590A	12-24	6.0	I	Amber lens, amber illumination
5590CA	12-24	6.0	I	Clear lens, amber illumination
5590CAC	12-24	6.0	I	Clear lens, split amber/clear illum.

## Beacons

Part #	Description	Flash Pattern	VDC	Amps	Base
6550X	SAE Class II Strobe	Double/Quad	12-48	2.4	Reinforced polypropylene
7945X	SAE Class II LED	Pulse8 (8 flashes/cycle)	12-48	2.5	Reinforced polypropylene
7965X	SAE Class I LED	11 Patterns	12-24	2.8	Aluminum

See ECCO catalog for more beacon options







## Directional LEDs

Part #	SAE Class	Color	Housing	VDC	Amps	Flash Patterns	Mount
3510X	I	A/B/C/R	Clear Polycarbonate	12	0.75	16 Patterns	Surface
3730X	II	A/B/C/G/R	Aluminum	12-24	0.3	14 Patterns	Surface
3735X	-	A/B/C/G/R	ABS Plastic	12	0.3	11 Patterns	Surface
3811X	I	A/B/C/R	Clear Polycarbonate	12-24	0.4	7 Patterns	Surface
3861X	I	A/B/C/R	Clear Polycarbonate	12-24	0.4	7 Patterns	Grommet
9011X	-	A/B/C/R	Nickel Plated	12	0.35	16 Patterns	Light Casings / 2 Bolt
9013X	-	A/B/C/R	Nickel Plated	12-24	1.25	16 Patterns	Light Casings / 2 Bolt
ED0010X	-	A/B/C/R	Aluminum	12-24	0.5	16 Patterns	Light Casings / Self-adhesive
ED0011X	-	A/B/C/R	Aluminum	12-24	0.5	16 Patterns	Light Casings / Self-adhesive

## ED3766 Series

SAE Class I  
Dual Color Surface Mount

Dual color warning  
12 high-intensity LEDs, six of each color  
11 flash patterns  
Synchronization capable



Part #	Color	VDC	Amps	Flash Patterns
ED3766AC	Amber/Clear	12-24	0.9	11
ED3766AB	Amber/Blue	12-24	0.9	11
ED3766RB	Red/Blue	12-24	0.9	11



## VigiLED II™

SAE Class I Surface / Bracket Mount

Surface or bracket mount  
24 flash patterns  
Synchronization capable  
Encapsulated electronics extend product life

## Stick-A-LED™

Self-Adhesive Mount

Quad flash  
Three or six LEDs  
Single hole installation  
Tough polycarbonate base and lens  
Amber, blue, clear & red



Part #	VDC	Amps	LEDs	Shape
ED0002X	12-24	0.6	3	Oval
ED0003X	12-24	0.6	3	Triangle
ED0004X	12-24	0.75	6	Rectangle





## 3900 Series Surface Mount

Compact high-intensity LED  
Extremely thin design  
15 flash patterns  
12 VDC



## Camera Systems *Gemineye*™ CAMERA SYSTEM

Part #	Description	Color	Camera	Monitor	Cable	Expandable
EC5605-WK	5.6" LCD, Wireless System, 12-24 VDC	Yes	EC2014-WC	EC5605-WM	-	4 cameras
K7000B	7.0" LCD, audio, 12-24 VDC	Yes	C2013B	M7000B	ECTC20-4	2 cameras
K4200M	4.3" LCD Rear View Mirror, 12-24 VDC	Yes	C2004	M4200M	PC16Y-4MM	2 cameras
K5604	5.6" LCD, audio, 4 sensors, 12-24 VDC (includes CB40RS, RSJB04, RS01 & cables)	Yes	C2000	M5604	TC-CB20	3 cameras



## Worklamps

Part #	Description	VDC	Amps	Raw Lumens	Effective Lumens	Type
E92004	Round, six 3-watt LEDs	12-24	1.1	800	700	Flood
E92005	Round, eight 3-watt LEDs	12-24	1.2	1000	950	Flood
E92006	Square, nine 3-watt LEDs	12-24	1.6	1350	1250	Flood
E92007	Square, five 3-watt LEDs	12-24	1.1	750	700	Flood
EW2401	Modular square, four 3-watt LEDs	12-24	0.9	600	550	Flood
EW2411	Rectangular, six 3-watt LEDs	12-24	1.3	1000	900	Flood
EW2421	Square, 16 3-watt LEDs	12-24	2.7	2600	2000	Flood
EW2431	Round, 14 3-watt LEDs	12-24	3.1	2600	2100	Flood
EW2501	Rectangular, five 10-watt LEDs	12-24	3.2	2900	2450	Flood

**PURE AND MODIFIED SINE WAVE INVERTERS, BATTERY CHARGERS, TRANSFER SWITCHES, POWER PACKS**



**TH225 Modified Sine Wave Inverters**  
 • Continuous output power: 225 Watts  
 • Surge power capability (peak power): 450 Watts  
 • DC input / operating voltage: 11 to 15 Volts  
 • Output voltage: 120 Volts ac / Output frequency: 60 Hz / Output wave form: modified sine wave  
**PN: THOTH225**



**TH400 Modified Sine Wave Inverters**  
 Continuous output power: 400 Watts  
 Surge power capability (peak power): 800 Watts  
 DC input / operating voltage: 11 to 15 Volts  
 Output voltage: 120 Volts ac / Output frequency: 60 Hz / Output wave form: modified sine wave  
**PN: THOTH400**



**TH750 Modified Sine Wave Inverters**  
 Continuous output power: 750 Watts  
 Surge power capability (peak power): 1500 Watts  
 DC input / operating voltage: 11 to 15 Volts  
 Output voltage: 120 Volts ac / Output frequency: 60 Hz / Output wave form: modified sine wave  
**PN: THOTH750**



**TH1000 Modified Sine Wave Inverters**  
 Continuous output power: 1000 Watts  
 Surge power capability (peak power): 2000 Watts  
 DC input / operating voltage: 11 to 15 Volts  
 Output voltage: 120 Volts ac / Output frequency: 60 Hz / Output wave form: modified sine wave  
**PN: THOTH1000**



**TH2000 Modified Sine Wave Inverters**  
 Continuous output power: 2000 Watts  
 Surge power capability (peak power): 4000 Watts  
 DC input / operating voltage: 11 to 16 Volts  
 Output voltage: 120 Volts ac / Output frequency: 60 Hz / Output wave form: modified sine wave  
**PN: THOTH2000**



**TH3000 Modified Sine Wave Inverters**  
 Continuous output power: 3000 Watts  
 Surge power capability (peak power): 3000 Watts  
 DC input / operating voltage: 11 to 16 Vdc  
 Output voltage: 120 Volts ac / Output frequency: 60 Hz / Output wave form: modified sine wave  
**PN: THOTH3000**



**THPS-2000-12 Pure Sine Wave Inverters**  
 Continuous output power: 200 Watts  
 Surge power capability (peak power): 4000Watts  
 DC input / operating voltage: 10.5 to 15 Volts  
 Output voltage: 100/110/120 Volts ac +/-5% / Output frequency: 50/60 Hz +/- 0.05%  
**PN: THOTHPS-2000-12**



**TH001 Remote Control Module**  
 • For Use with THOR Inverters  
 • 2.25"X .1.25" X .75" W H D  
 • Includes 20' Cable & Mounting screws  
**PN: THOTH001**



**THI-200 Isolator**  
 • 200-Amp Battery Isolator Relay  
**PN: THOTHI-200**



**THFB-200 Fuse Block**  
 • 200 Amp Fuse Class T With Block  
**PN: THOTHFB-200**




**THFB-300 Fuse Block**  
 • 300 Amp Fuse Class T With Block  
**PN: THOTHFB-300**



**THFB-400 Fuse Block**  
 • 400 Amp Fuse Class T With Block  
**PN: THOTHFB-400**



**THF-400 Fuse**  
 • 400 Amp Slow Blow Fuse Class T  
**PN: THOTHF-400**



**Legend® LPX Discrete**

- Low-profile, linear lightbar design
- Patented ROC (Reliable Onboard Circuitry™) eliminates approximately 85% of the potential failure points in a lightbar
- Optimized Solaris® LED reflectors maximize warning lights at 360-degrees and 90-degrees off-axis
- All-LED lightbar — LED work lights and S/T/T (Stop/Tail/Turn) lights available
- Available in 24", 45", 53", 61" and 70" lengths
- LEDs offered in Amber, Blue, Green, Red and White
- Top domes offered in Amber, Blue, Clear and Red
- Independently controlled front and rear flashing
- Ten (10) selectable flash patterns; Two (2) flashing modes
- SAE J845, Class 1
- Five-year LED warranty

LPX24D-00001	24" Clear/Clear, (4) Amber corner LED reflectors, (4) Amber 5" LED reflectors, (2) Amber 2" LED reflectors
LPX53D-00001	53" Clear/Clear/Clear, (4) Amber corner LED reflectors, (2) LED work lights, (2) LED S/T/T lights
LPX61D-00005	61" Clear/Clear/Clear/Clear, (4) Amber corner LED reflectors, (4) Amber 5" LED reflectors, (4) 4" LED reflectors, (2) LED work lights, (2) LED S/T/T lights
LPX61D-00017	61" Clear/Clear/Clear/Clear/Clear, (4) Amber corner LED reflectors, (8) Amber 5" LED reflectors, (8) Amber 4" reflectors, (2) Amber 2" LED reflectors, (2) LED work lights, (2) LED S/T/T lights
LPX61DNC-00008	61" Clear/Clear/Clear/Clear, (4) Amber corner LED reflectors, (6) Amber 4" reflectors, (2) White 4" LED reflectors, (2) Amber 2" LED reflectors, (2) LED work lights, (2) LED S/T/T lights

**HighLighter™ LED Economy**



- Low profile; only 2.6" tall; 15" long
- Patented ROC (Reliable Onboard Circuitry™) eliminates approximately 85% of the potential failure points in a lightbar
- Optimized Solaris® LED reflectors maximize warning lights at 360-degrees and 90-degrees off-axis
- Offered in Amber LEDs only
- Dome available in Amber and Clear
- SAE J845, Class 1
- Five-year LED warranty

**HighLighter™**

- Two 55-watt halogen reflectors produce an effective 80,000 candelas each
- Compact size - 15" long
- Special thick filament bulb
- SAE J845, Class 1
- Five-year product warranty

454204-02SC	Amber LEDs with Amber dome, Suction-cup magnet mount, cigarette plug with on/off switch
454204-25SC	Amber LEDs with Clear dome, Suction-cup magnet mount, cigarette plug with on/off switch
454205-02SC	Amber LEDs with Amber dome, Permanent mount
454205-25SC	Amber LEDs with Clear dome, Permanent mount
454206-02SC	Amber LEDs with Amber dome, Magnetic mount
454206-25SC	Amber LEDs with Clear dome, Magnetic mount

450112-02	(2) 95 FPM rotators, diagonal mirror, Amber, Permanent mount
-----------	--





### Latitude™ SignalMaster™



- Patented ROC (Reliable Onboard Circuitry™) eliminates approximately 85% of the potential failure points in a lightbar
- Optimized Solaris® LED reflectors maximize warning lights at 360-degrees and 90-degrees off-axis
- Available in 6-head or 8-head models
- Three LEDs per position
- Interior and exterior mounting brackets are available
- Innovative co-extrusion, polycarbonate housing provides moisture resistance
- Each model includes left, right and center-out warning signals
- SAE J845, Class 1
- Five-year LED warranty

SL6S-A	(6) Amber LED reflectors, A-A-A-A-A, SignalMaster Economy Controller, 24.2"
SL8S-A	(8) Amber LED reflectors, A-A-A-A-A-A-A-A, SignalMaster Economy Controller, 31.8"

### Latitude™

- Patented ROC (Reliable Onboard Circuitry™) eliminates approximately 85% of the potential failure points in a lightbar
- Optimized Solaris® LED reflectors maximize warning lights at 360-degrees and 90-degrees off-axis
- Three LEDs per position
- Interior and exterior mounting brackets are available
- Innovative co-extrusion, polycarbonate housing provides moisture resistance
- Ten (10) flash patterns, plus one (1) test pattern



SL4F-A	(4) Amber LED reflectors, A-A-A-A
--------	-----------------------------------

### UltraStar® LED

- LED UltraStar provides superior optics for maximum light output
- Die-cast aluminum base
- Fourteen (14) selectable "strobing" flash patterns
- Longer dwell time to enhance visibility at a distance
- Industry standard mounting for quick and easy retrofits
- SAE J1318 and J845, Class 1
- Five-year LED warranty



### Pulsator® LED

- LED technology for zero maintenance; no bulbs or strobe tubes to replace
- Fourteen (14) selectable "strobing" flash patterns
- Multi-voltage, 12-24 VDC
- SAE J845 Class 1 and 2 models available
- Five-year LED warranty



252650-02SC	Amber dome, 1" permanent/pipe mount
-------------	-------------------------------------

212660-02SB	Amber dome, tall, permanent mount, Class 1
212662-02SB	Amber dome, tall, magnetic mount with cigarette plug, Class 1
212650-02SB	Amber dome, tall, permanent mount, Class 2
212652-02SB	Amber dome, tall, magnetic mount with cigarette plug, Class 2
212670-02SB	Amber dome, short, permanent mount, Class 2
212672-02SB	Amber dome, short, magnetic mount with cigarette plug, Class 2



**EMERGENCY**



**PUSH BUMPER LIGHTING**

**A-SERIES**



**SRM**



**SR-SERIES**



**SRQ**



Amber Flashing System



#40312  
3 Amp 12V



Red/White/Blue Flashing System



OTHER LIGHT BAR  
LENGTHS AND LED COLORS  
AVAILABLE UPON  
REQUEST

**20" E-SERIES™ COMBO VICTORY**

#C1203120G1NY  
4R/12W/4B, 3 TRIG

**LIGHTS ARE AVAILABLE  
WITH AMBER LEDS**

Call For Part Numbers





Appearance  
Step  
Grille  
Lighting  
Emergency  
Interior  
Suspension  
Winch  
Jeep  
Bed  
Storage  
Tanks  
Towing  
Van  
Performance

## UTILITY BEACON AMBER-BLUE-GREEN-RED-WHITE




Available in 5 colors, the Utility Strobe comes standard with a magnetic base for universal applications.

### Features

- Utilizes 18 LEDs to Achieve 360° Pattern
- Single Flash Pattern
- Hi-Impact Housing
- Magnetic Base

Item No.	Description
XIL-UBA	Amber
XIL-UBB	Blue
XIL-UBG	Green
XIL-UBR	Red
XIL-UBW	White

## INCIDENT RESPONSE PORTABLE EMERGENCY SCENE LIGHTING



An all-in-one lighting unit, makes it easy to setup instant light for any situation.

### Features

- Maintain Always Ready Using 110V AC Wall Outlet
- Deploys in 30 Seconds Without Needing Tools
- Up to 8.5 Hours Run Time
- Adjustable Light Heads

Item No.	Description	Raw Lumens
XLS-26BP	2 * 6" LED Bars	2,880
XLS-4S1101BP	4 * 2" LED Pods	3,600

## DURALUX SERIES COMPACT - DURABLE



### GREAT VALUE!

The Duralux series used 5-watt LEDs for the combination of the most light output and beam control. Switching to LED reduces power draw, which reduces wear on associated parts.

### Features

- More Light than 100 Watt Halogen
- 4 LED: 3.93" Wide and 4.25" Tall
- 6: LED: 5.39" Wide and 4.28" Tall

Item No.	Description	Raw Lumens
DURA-440	4 LED Wide	1,972
DURA-460	4 LED Extra Wide	1,972
DURA-640	6 LED Wide	2,958
DURA-660	6 LED Extra Wide	2,958

## COLORED UTILITY FLOOD



### Features

- 120° Wide Angle Flood Light
- Only 0.5A Power Consumption
- 500 Raw Lumens
- Only 3.19" tall, 3.52" Wide, 0.91" Deep

Item No.	Description
XIL-UF32	White
XIL-UF32A	Amber
XIL-UF32B	Blue
XIL-UF32G	Green
XIL-UF32R	Red

## COLORED XMITTER PRIME LED LIGHT BAR LENGTHS FROM 5" TO 50" - CUSTOMIZABLE COLOR CONFIGURATIONS

\*SPECIAL ORDER



**Call to Learn More**





## LAW ENFORCEMENT SERIES



PART #50007

### SAFE BOX - SINGLE LEVEL

- SINGLE LEVEL STORAGE BOX
- Constructed out of 16 gauge aluminum
- Comes in Black Powder Coat Finish
- Accuride Sliders - Holds 350LBS
- Equipped with 'T' handle with key
- Dimensions - 48"(W)x32"(D)x12"(H)
- Depth of drawer measures 9"
- Drawer is carpeted and has 1 divider for your equipment needs
- The top of the box includes carpet and four tie down "D" rings
- Securely fastens to 4 attachment points - no cutting or drilling required
- Made In the USA



PART #38211R



PART #38311

### TRUNK TRAYS

- Perfect for all your electronic needs
- Comes in a Black Textured Powder Coat finish
- Trunk Trays can be ordered in a single level or dual level depending on your equipment needs
- Constructed out of 11 gauge steel
- Accuride Sliders - Holds 350LBS per shelf
- All mounting hardware included
- Made In the USA



PART #38511

### WINDOW GUARDS

- Protects the vehicle from kick-outs and door damage
- Precise laser cut part
- Attractive design that compliments any Law Enforcement vehicle
- Constructed out of 16 gauge steel material
- Comes in a Black Textured Powder Coat Finish
- Easily installs using supplied sheet metal screws
- Made In the USA



PART #58733NC

### PRO-SERIES BUMPER REPLACEMENT

- One-piece fully welded bumper that wraps around the headlights
- Comes standard in the Ultimate Armor™ finish
- Easy no drill, hassle free installation
- Perfect option when it comes to replacing the O.E.M. bumper
- 1.9" diameter tubing with 1/4" thick center plate and 5/16" uprights
- Has a flat shelf for mounting lights/sirens
- Comes standard with two shackles and two 4" cut-outs for lights
- Comes standard with custom grill insert
- Made In the USA



PART #38411P & PART #38411D

### SIDE COMPARTMENTS BOXES

- When space is an issue, this is the solution
- The lid features an inner dual layer for mounting equipment
- Keyed lock
- Constructed out of 14 gauge steel material
- All hardware is included for an easy no hassle install
- Comes in a Black Textured Powder Coat Finish
- Available for either driver or passenger side
- Made In the USA



PART #38611

### SKID PLATES

- Protects the vehicle from any under carriage to the engine
- Precise laser cut part
- Will work on either 6 or 8 cylinder vehicle
- Uses existing bolts underneath the vehicle making this an easy no hassle install
- Constructed out of heavy duty 3/16" steel material
- Comes in a Black Textured Powder Coat Finish
- Made In the USA

See Manufacturers 2014 Catalog for a Complete Application Listing





**PUBLIC SAFETY DIVISION**

EXTERIOR PROTECTION. INTERIOR PERFECTION.



Flat & lower panel kit 5700FEF



Recessed & lower panel kit 5700FER

**OPTIONAL EQUIPMENT**

**PARTITIONS**

- **50/50 stationary window model** features a vinyl-coated 11 gauge expanded metal passenger section with a 1/4" clear polycarbonate driver section.
- **The W sliding window model** features a 3 piece 1/4" clear polycarbonate window with locking horizontal sliding center section.
- **The FW full window model** features a full piece clear polycarbonate window for complete closure.

YEAR	PARTITION DESCRIPTION	PART NO.
universal	sliding window	5700W*
universal	full window	5700FW*
universal	50% window 50% screen	5700FF*

YEAR	PARTITION DESCRIPTION	PART NO.
<b>INTERCEPTOR UTILITY</b>		
2013	brackets & filler panels for sca vehicle	570711
2013	recessed and lower extension panel	5700FER
2013	flat and lower extension panel	5700FEF
<b>INTERCEPTOR SEDAN</b>		
2013	brackets & filler panels for sca vehicle	570811
2013	recessed and lower extension panel	5700FTR
2013	flat and lower extension panel	5700FTF
<b>DODGE CHARGER</b>		
11-13	brackets & filler panels for sca vehicle	570421
11-13	brackets & filler panels for non-sca vehicle	570420
06-10	brackets & filler panels for sca vehicle	570411
11-13	brackets & filler panels for non-sca vehicle	570410
11-13	recessed & lower extension panel	5700DC1R
11-13	flat & lower extension panel	5700DC1F
06-10	recessed & lower extension panel	5700DCR
06-10	flat & lower extension panel	5700DCF

YEAR	PARTITION DESCRIPTION	PART NO.
<b>CHEVY CAPRICE</b>		
11-13	brackets & filler panels for sca vehicle	570211
11-13	brackets & filler panels for non-sca vehicle	570210
11-13	recessed and lower extension panel	5700CCR
11-13	flat and lower extension panel	5700CCF
<b>CHEVY TAHOE</b>		
07-11	chevy tahoe without side curtain air bags	570310
07-11	chevy tahoe with side curtain air bags	570311
11-13	chevy tahoe without side curtain air bags	570320
11-13	chevy tahoe with side curtain air bags	570321
07-13	recessed & lower extension panel	5700DC1R
07-13	flat & lower extension panel	5700DC1F
<b>FORD CROWN VIC</b>		
03-11	brackets & filler panels for non-sca vehicle	570510
03-11	recessed and lower extension panel	5700CVR
03-11	flat and lower extension panel	5700CVF

**SKID PLATES**

- innovative design allows for easy installation



**LARGE TRUNK TRAYS**

Part No. 54001



**GUN RACKS**

Part No. 58000

- Optional locks
- Optional Flach light brackets
- Optional trigger lock



# EMERGENCY PRODUCTS



## PUBLIC SAFETY DIVISION

EXTERIOR PROTECTION. INTERIOR PERFECTION.



### PUSH BUMPERS

- Superior grille and bumper protection.
- Fully welded one-piece construction for optimal strength.
- Cross-plate for easy mounting of auxiliary lighting or additional equipment.
- Increased light visibility and speaker volume.
- Replaceable PVC push rail trim.
- Will not interfere with SRS air bag system.

### WRAPAROUND PUSH BUMPERS

- Fully welded one-piece construction provides optimal strength.
- Optional wraparounds offer additional protection from deer and other road hazards.
- Heavy duty design for pit maneuvers.



**PATENTED**  
**UNIQUE BUILT-IN STEP**

Push Bumper	Push Bumper Dual Coat Finish	Single Wraparound	Single Wraparound Dual Coat Finish	Heavy Duty Wraparound
<b>2013 INTERCEPTOR UTILITY</b>				
5340	5340D	5340W	5340WD	5340WHD
<b>2013 INTERCEPTOR SEDAN</b>				
5039	5039D	5039W	5039WD	5039WHD
<b>2006-2010 DODGE CHARGER</b>				
5075	5075D	5075W	-----	5075WHD
<b>2011-2013 DODGE CHARGER</b>				
5076	5076D	5076W	-----	5076WHD
<b>2013 CHEVY CAPRICE</b>				
5082	5082D	5082W	5082WD	-----
<b>2007-2013 CHEVY TAHOE</b>				
5160	-----	-----	-----	5162WHD
<b>2003-2011 FORD CROWN VIC (NO-FASCIA CUT)</b>				
5040	5040D	-----	-----	-----
<b>2003-2011 FORD CROWN VIC</b>				
5038	5038D	5038W	5038DW	5038WHD

### HEAVY DUTY WRAPAROUND



### SINGLE WRAPAROUND



### PUSH BUMPER





## LAW ENFORCEMENT SERIES

PART #40011  
DODGE CHARGER '11 - '13 PUSH BUMPER  
W/ RECTANGULAR WELDED WINGS



PART #40012  
CHEVY CAPRICE '11 - '13  
PUSH BUMPER W/ RECTANGULAR  
WELDED WINGS



PART #40011

### PUSH BUMPERS

- Designed for rugged durability and style
- Fully welded one-piece construction
- Can be ordered in a wrap or non-wrap version
- Uses large 1.9" cross bars on the top and bottom along with a heavy duty 11 gauge flat shelf for lights and sirens
- Rubber push pads come already installed
- Comes in a Semi-Gloss Black Powder Coat finish
- All brackets and hardware are included
- Made In the USA



PART #39015

### ONE - PIECE WRAP GRILLE GUARDS

- Designed for full frontal protection
- Fully welded one-piece construction
- Uses large 1.9" diameter tubing along with heavy duty 3/16" flat shelf for lights/sirens
- Rubber push pads come already installed
- Comes in a black semi-gloss powder coat finish. UA Coating also available
- All brackets and hardware are included
- Made In the USA



PART #38733LT

### LIGHTED TAHOE BUMPER

- Fully welded one-piece construction
- Can be ordered in a wrap or non-wrap version
- Uses the large 1.9" diameter tubing along with a heavy duty 14 gauge flat shelf for lights/sirens
- Rubber push pads come already installed
- Comes in a black semi-gloss powder coat finish. UA Coating also available
- Made to work with Sound Off light (ENFSRS3"X") Sold Separately
- All brackets and hardware are included
- Made In the USA



BOX = PART #50003  
RACK = PART #50004



### SAFE BOX

- The Ultimate Storage Box
- Constructed out of 16 gauge aluminum
- Comes in Black Powder Coat Finish
- Accuride Sliders - Holds 350LBS per Drawer
- Equipped with Kaba™ Simplex Keyless punch locks
- Dimensions - 48"x37"x27" overall weight is 190lbs
- Drawers are carpeted along with the top of the box
- Securely fastens to 4 attachment points that does not require drilling or cutting
- Optional Rack is available ( Part # 50004)
- Optional T-Handle available (Part# 50010)
- Made In the USA

See Manufacturers 2014 Catalog for a Complete Application Listing





**PUBLIC SAFETY DIVISION**

EXTERIOR PROTECTION. INTERIOR PERFECTION.



**LIGHT READY/LR PUSH BUMPER**

The new LR Push Bumpers are “light ready” which means the holes and mounting points are built into the bumpers, they are ready for outfitters and agencies to install the lights of their choice.

- LR Push Bumpers are available in 2 and 4 light\* configurations for Federal Signal, Code 3, Whelen and Sound Off Signal warning lights.
- Features a channel style light bar that provides easy installation of LED warning lights.
- Fully welded 1-piece H Frame construction provides optimal strength.
- Cross-Plate pre-drilled for easy mounting of additional lights or other equipment.
- Will not interfere with SRS air bag systems.

YEAR	VEHICLE	PART NO.
<b>2 Light “LR Series” Push Bumper (Federal Signal IPX6)</b>		
07-13	Chevy Tahoe	5160-2L21
11-13	Chevy Caprice	5082-2L21
10-13	Dodge Charger	5076-2L21
2013	Ford Interceptor Sedan (Taurus)	5039-2L21
2013	Ford Interceptor Utility (Explorer)	5340-2L21

YEAR	VEHICLE	PART NO.
<b>2 Light “LR Series” Push Bumper (CODE 3 TRX6)</b>		
07-13	Chevy Tahoe	5160-2L31
11-13	Chevy Caprice	5082-2L31
10-13	Dodge Charger	5076-2L31
2013	Ford Interceptor Sedan (Taurus)	5039-2L31
2013	Ford Interceptor Utility (Explorer)	5340-2L31

YEAR	VEHICLE	PART NO.
<b>2 Light “LR Series” Push Bumper (Whelen LINZ6)</b>		
07-13	Chevy Tahoe	5160-2L41
11-13	Chevy Caprice	5082-2L41
10-13	Dodge Charger	5076-2L41
2013	Ford Interceptor Sedan (Taurus)	5039-2L41
2013	Ford Interceptor Utility (Explorer)	5340-2L41

YEAR	VEHICLE	PART NO.
<b>2 Light “LR Series” Push Bumper (Soundoff Signal nForce)</b>		
07-13	Chevy Tahoe	5160-2L51
11-13	Chevy Caprice	5082-2L51
10-13	Dodge Charger	5076-2L51
2013	Ford Interceptor Sedan (Taurus)	5039-2L51
2013	Ford Interceptor Utility (Explorer)	5340-2L51

YEAR	VEHICLE	PART NO.
<b>4 Light “LR Series” Push Bumper (Federal Signal IPX6)</b>		
11-13	Chevy Caprice	5082-4L21
10-13	Dodge Charger	5076-4L21
2013	Ford Interceptor Sedan (Taurus)	5039-4L21
2013	Ford Interceptor Utility (Explorer)	5340-4L21

YEAR	VEHICLE	PART NO.
<b>4 Light “LR Series” Push Bumper (CODE 3 TRX6)</b>		
11-13	Chevy Caprice	5082-4L31
10-13	Dodge Charger	5076-4L31
2013	Ford Interceptor Sedan (Taurus)	5039-4L31
2013	Ford Interceptor Utility (Explorer)	5340-4L31

YEAR	VEHICLE	PART NO.
<b>4 Light “LR Series” Push Bumper (Whelen LINZ6)</b>		
11-13	Chevy Caprice	5082-4L41
10-13	Dodge Charger	5076-4L41
2013	Ford Interceptor Sedan (Taurus)	5039-4L41
2013	Ford Interceptor Utility (Explorer)	5340-4L41

YEAR	VEHICLE	PART NO.
<b>4 Light “LR Series” Push Bumper (Soundoff Signal nForce)</b>		
11-13	Chevy Caprice	5082-4L51
10-13	Dodge Charger	5076-4L51
2013	Ford Interceptor Sedan (Taurus)	5039-4L51
2013	Ford Interceptor Utility (Explorer)	5340-4L51



**BEAM POST-MOUNT SPOTLIGHTS**

360 degree continuous horizontal rotation and up to 120 degree vertical adjustment. The 330 series post-mount spotlights feature a 6" halogen lamp which utilizes an H3 bulb for availability and economy; it is rated at 245,000 candle power, 12 volts, 100 watts and 100 hours lamp life. The lamp has a polycarbonate lens that is break resistant and contains an ultra-violet ray inhibitor to minimize clouding or yellowing. The beam pattern is sharper and therefore provides less glare. The new designer-styled 330 series feature a head assembly made of high impact ABS with heavy-duty chrome finish. They are designed to compliment both modern and classic vehicles, and provide long service life.



**BEAM ROOFLIGHTS**

70 watt, 200,000 candle power, 100 hours lamp life, 2 3/4" roof clearance (measured from top of roof surface to bottom of headliner), chrome plated, with 'O' ring, leak-proof design, comes complete with a universal mounting bracket, template, and installation instructions. 24Volt.



**LED POST-MOUNT SPOTLIGHTS**

The 335 series post-mount spotlights feature a 6" LED PAR 46 lamp rated at 2,000 lumens, 12 volts, 30 watts and 50,000 hours lamp life. The lamp has a hard-coated, polycarbonate, replaceable lens and a powdered coated aluminum die cast reflector. The 335 series feature a head assembly made of high impact ABS with chrome finish.



**BEAM DECKLIGHTS**

Features an E-Z grip knob and a unit-mounted switch to provide aimable light when and where you want it. Designed to rotate through 360 degree horizontally and 180 degrees vertically. The 3" round bracket, no. 7036, is for use on flat horizontal surfaces. Heavy-duty chrome finish on non-corrosive materials make THE BEAM decklights ideal for marine applications. Clear halogen lamp, 50 watts, 2,200 CP, 400 hours lamp life, chrome finish. 12V.



**HID POST-MOUNT SPOTLIGHTS**

HID spotlights have a whiter, brighter light (higher color temp), which means color rendition is truer and closer to that in natural daylight. The beam pattern is a more clearly defined round spot, allowing higher intensity and maximum range. They provide 340 degrees of horizontal rotation and up to 120 degrees of vertical adjustment so you are able to position the light where you need it. A BRIGHT IDEA FOR ANY VEHICLE! Features 35 watts, 600,000 CP, 5,000 hours lamp life, chrome finish. 12V.



FOR VEHICLE SPECIFIC APPLICATIONS PLEASE CALL YOUR SALESMAN.



# EMERGENCY PRODUCTS

# Quick Fist

One Piece Rubber Clamp

**MOUNT TOOLS & OTHER OBJECTS SECURELY IN PLACE VIRTUALLY ANYWHERE ON YOUR VEHICLE**



**The perfect tool for Fire Departments & Off-Roaders!**



**Roll Bar Tool Mount - #90050**

The safe working load for two QUICK FIST Roll Bar Mounts on roll bars less than 1.5" in diameter is 50lbs. Roll bars 1.5" in diameter or larger, the safe working load is 100lbs. Fits all roll bars from 1" to 2.5" (25 to 64mm) in diameter



**Roll Bar Mount & 2 QUICK FIST clamps - #90015**



**Roll Bar Mount & 2 SUPER QUICK FIST clamps - #90020**



**Rubber Tie Down Belt Pack - #11075**

Significantly Stronger, Wider & More Weather Resistant than Bungee Cord! 38" L x 1.5" W X .25" D (965x38x6mm) Belt that Secures Equipment. Securing equipment with two belts is always safer than one. 30lb propane tanks, 10 gallon water containers, Jerry cans and similar items always need two belts.



**Rubber Tie Down - #11050 & #11060**



**MINI QUICK FIST clamp - #30050**

2 ea Derlin® Roll Bar Mounts  
2 ea 9/16" x 4" Stainless Steel Hose Clamps  
2 ea 7" x 1.5" Neoprene Rubber Straps  
6 sets: 7/8" x #10 Stainless Steel Bolts, Washers and Nuts



**Original QUICK FIST clamp - #10010**

• Holds objects 1" to 2.25" (25 to 57mm) in diameter. • Each clamp supports a safe working load of 25lbs (11 kilos). • 2 clamps support 50lbs (23 kilos). • Mounts easily with one #10 bolt or screw. • Mounting area: 2 1/2" x 3/4" (64x19mm). 2 Clamps Per Package



**SUPER QUICK FIST clamp - #20020**

• Holds objects from 2.5" to 9.5" (64 to 240mm) in diameter. • Each clamp supports a safe working load of 50lbs (23 kilos). • 2 clamps support 100lbs (45 kilos). • Mounts with three #10 bolts or screws. • Mounting area: 6" x 7/8" (152 x 22mm). 1 Clamp Per Package



**LONG ARM QUICK FIST clamp - #40010**

• Holds objects from 1/2" to 4.5" (13mm to 114mm) in diameter. • Each clamp supports a safe working load of 50lbs (23k). Break strength is 120lbs (55k). • Mounts easily with two 1/4" (6mm) bolts or #14 wood or sheet metal screws, plus washers. 2 Clamps Per Package



**3" clamp - #50050**

• Holds objects from 2 3/4" to 3 1/4" (70mm to 83mm) in diameter. • Each clamp supports a safe working load of 50lbs (23 Kilos). • Mounts easily with one 1/4" (6mm) bolt or screw. • Mounting area: 4 1/2" x 1 1/4" (113mm x 32mm). 1 Clamp Per Package



**GO BETWEEN clamp - #80010**

• Holds tools and equipment from 1 3/4" to 2 7/8" (44 to 73mm) in diameter. • Each clamp supports a safe working load of 50lbs, with a break-strength of 150 lbs. • Mounts with two 1/4" bolts or screws. • Mounting area: 1" X 3.5" (25 x 89 mm) 1 Clamp Per Package



**XL clamp - #60060**

• Two 14" (356mm) separate straps hold round objects up to 15" (381mm) in diameter. • Holds equipment measuring up to 28" (711mm) in linear distance. • Each clamp supports a safe working load of 150lbs. (68 kilos) with a break-strength of 300lbs. (176 kilos). • Two clamps support 300lbs with a break-strength of 600lbs (272 kilos). • Each half of the clamp mounts with four #10 screws or bolts. • Mounting Area: 2" x 2" (51mm x 51mm) 2 Clamps Per Package



**Clamp Mounting Kit - #90010**



**Tool Mounting Assortment - #90099**



# EARL OWEN SAFETY PRODUCTS

## FIRE EXTINGUISHERS



### Made With ABC Dry Chemical

ABC Dry Chemical is a multipurpose extinguishing agent that is suitable for use on Class A, Class B and Class C fires.

Third Party Approvals For Peace Of Mind



Extinguishers	Part #
10 lbs.	<b>11340</b>
20 lbs.	<b>12120</b>
30 lbs.	<b>12905</b>
2.5 lbs.	<b>13315</b>
5 lbs.	<b>25614</b>

Comes w/mounting brackets

Kits	Fit	Part #
Mounting Kit	10lbs.	<b>700226</b>
Mounting Kit	20lbs.	<b>700229</b>
Bracket Kit	10lbs	<b>700430</b>

Not recommended for use on sensitive electronic equipment or aircraft structure.

## FIRST AID KITS 76pc.

### Part # FAK-1

#### Kit includes

- 1 abdominal pads 5" x 9" (sterile), 16 adhesive bandages, plastic, 1" x 3" (sterile), 6 adhesive bandages, elastic 0.875" x 3" (sterile), 2 adhesive bandages, fingertip 1.75" x 3" (sterile), 2 adhesive bandages, knuckle, 1.5" x 3" (sterile), 12 benzalkonium chloride antiseptic towelettes, 1 instant cold pack, 6 first aid cream 1g, 1 gauze bandage, 2" x 6yds (sterile), 4 gauze pads, 3" x 3" (sterile), 6 hand cleansing towelettes, 1 instruction card, 4 pair medical examination gloves, 1 rubber elastic bandage 2", 6 safety pins, one 4" scissors, 1 splinter forceps, 3 - 3.5" sting stop prep pads, 1 tape, 0.5" x 5 yds and 1 triangular bandage



## SAFETY TRIANGLES



Perfect for stalled vehicles  
Includes 3 triangles!

Part # **AER73071100**



**STECK** BigEasy  
(Emergency) (Car) (Truck) (and) (equipment)



**Unlock Vehicle Doors...  
Easy, Fast, & Damage-Free!**



PN: STE32911

**LAPTOP MOUNT** MOBILE OFFICE  
MOUNTING SOLUTIONS



**STAND  
AND  
WORK**

See Pg.  
**179** for  
applications

**PARK  
AND  
WORK**



**BLUETOOTH®  
DEVICES AND  
DVR CAMERAS**



**Premium Car/Truck Audible  
System #P-1301**

4 premium sensors w/ 8 foot detection (black, white, unpainted) with water-proof controller, brackets, loud speaker/ buzzer w/ 33' cable

**Heavy Duty Camera with  
7" LCD #MS-702RS**

Heavy Duty bracket CCD Waterproof Color Camera, 60" Heavy Duty Cable, Controller with 3 Camera inputs for multiple cameras, 7" TFT LCD Color Display with mini-remote

**Wireless Camera  
LCD #MS-918**

Real-time rear view while backup, IR Night vision range: 4m, Integrated Structure, wireless waterproof camera with wide view angle that has bracket to clip on license plate or other objects, 3.6" digital TFT-LCD color screen

**In Bumper Camera  
System #MS-350**

In Bumper waterproof camera with 5 meter cable to the 3.5" digital TFT-LCD color screen

**Heavy Duty Camera  
Trailer Version #MS-702RST**

MS702RS with Optional Trailer Connector for 2 piece and 18 wheeler trucks. Does not include controller for easier installation

**In Bumper Camera  
System #MS-350**

In Bumper waterproof camera with 5 meter cable to the 3.5" digital TFT-LCD color screen

**Wireless License  
Plate Camera #MS-909**

Real-time rear view while backup, IR Night vision range: 4m, Integrated Structure, wireless waterproof camera with wide view angle pre-installed

**Premium Wireless  
LCD #P-1410**

4 premium sensors w/ 8 foot detection (black, white, unpainted) with water-proof controller, brackets, WIRELESS LCD with integrated speaker

**Heavy Duty Camera with  
7" LCD #MS-702RS**

Heavy Duty bracket CCD Waterproof Color Camera, 60" Heavy Duty Cable, Controller with 3 Camera inputs for multiple cameras, 7" TFT LCD Color Display with mini-remote

**Commercial Heavy Duty  
Wireless Camera #MS-901**

Real-time rear view while back up. IR Night Vision: 4 m, Heavy Duty Bracket Sony CCD Camera with 420 Lines sharp display with waterproof camera with wide view angle and strong structure. Includes 7" TFT-LCD color screen with 4 Viewing mode, 12V DC .24VDC Power (cigarette lighter power) for monitor .

# EMERGENCY PRODUCTS

## ELECTRIC HORNS

**Maxi Sound PN 320-2T**  
Two universal horns - one high tone, one low tone.



**CHROME PN 325-2T**  
UNIVERSAL REPLACEMENT SET, 12 volts,  
2 terminals, bright chrome metal grill.



**FUN HORN PN 330**  
12 volts, powered by  
a heavy duty motor.



**OOOGA  
SOUND!!!**

**ANIMAL HORNS PN 345**  
69 different  
sounds to  
choose from.



**POWER PLAY PN 346**  
Complete amplifier and  
speaker system  
all-in-one.



**BULL HORN  
PN 340**

A real attention getter  
sounds like a raging  
bull.



**WOLF WHISTLER PN 350**  
Has a shrill, extra loud,  
two tone whistle sound.



**TRAIN HORN PN 360**  
Has three automatically  
changing sounds.



## ELECTRIC HORNS

**AIRMITE 2 PN 400** It is compact  
in size 4-1/2" height x 2-1/4" diameter.



## AIR HORNS

**BAD BOY PN 419**  
The latest in air horn  
technology, one-piece  
design, that requires  
no hoses.



**BAD BOY CHROME PN 519**  
Same features, as the original  
BAD BOY™ with bright  
chrome plated finish.



**MUSICAL HORNS**  
12 Volt extra heavy duty  
compressor which is  
maintenance free.

**POP TUNES AVAILABLE: model#s**  
425: la cucaracha 5 horns  
430: dixeland 5 horns  
435: eyes of texas 4 horns  
445: call to the post 4 horns  
450: la bama 5 horns  
460: tequila 4 horns  
465: vamos a la playa 4 horns



**MUSIC TIME**  
At last, an easy to  
install one piece  
musical horn that  
delivers true musical  
instrument sounds.

**MODEL 001:** Wedding march & Have nagila  
**MODEL 002:** La cucaracha & Mexican hat dance  
**MODEL 003:** Dixie & On the road again



**E-Z HORN PN 496**  
New powerful hand  
held electronic horn  
that should be  
stocked in every  
horn plan-o-gram.



## ACCESSORIES

**UNIVERSAL COMPRESSOR  
PN 400-C**  
Designed for tight engine  
compartments and motorcycles.



**HORN BUTTON SWITCH  
PN HS-1**  
Universal horn switch that can be used  
with any brand or model of horns.



**HORN BUTTON SWITCH  
KIT PN HS-2**  
Includes 10 ft. of 18 awg automotive  
grade wire and terminals.



## TRUCK HORNS

**TRIGGER AIR TANK &  
COMPRESSOR PN 800**

Consisting  
of a steel air  
storage tank,  
compressor (air pump), 1/4" air  
hose, fittings, and hardware.



**CHALLENGER-EV PN 810**  
Come complete with a maintenance  
free on board air system.



**CANNON BALL EXPRESS**  
Gives any truck a true  
train horn sound.

**MODEL 837:** Built with Heavy-Duty  
12-volt electric solenoid  
**MODEL 838:** Built with Heavy-Duty 24-volt electric solenoid  
**MODEL 839:** Operated by a manual lanyard (included)



**TURBO COMPRESSOR  
& EXTENDED TANK  
SYS. PN 840**

Designed for use with the  
CANNON BALL EXPRESS  
and ORIENT EXPRESS



**ORIENT EXPRESS TRAIN PN 841**

Is smaller in size so to fit into  
engine compartments that have  
less open space.




**ORIENTAL EXPRESS PLUS PN 842**

Comes complete with a high-  
pressure on-board  
tank system.



**SIBERIAN EXPRESS  
PN 847**

Engineered with the latest  
technology using  
reinforced ABS plastic.



**SIBERIAN EXPRESS  
CHROME PN 850**

The SIBERIAN EXPRESS CHROME has all the  
same features as the above SIBERIAN EXPRESS  
with the addition of the great look  
of chrome.

